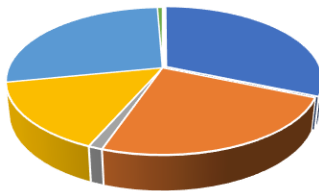


Demographics for 2016 – 2022

*Students from competitions, classes and afterschool programs.
Teachers from professional development classes and seminars.*

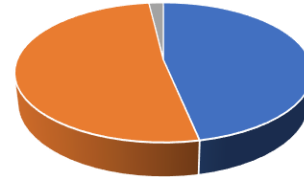
Students by Gender/Race



■ White Male ■ Black Male ■ Asian Male
■ White Female ■ Black Female ■ Asian Female

White Male	31.4%
Black Male	23.9%
Asian Male	1.2%
White Female	15.3%
Black Female	27.5%
Asian Female	0.6%
Total	100.0%

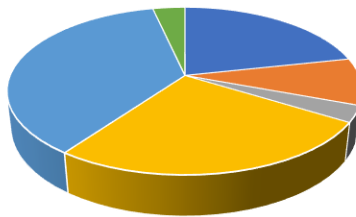
Students by Race



■ White ■ Black ■ Asian

White	46.7%
Black	51.4%
Asian	1.9%
Total	100.0%

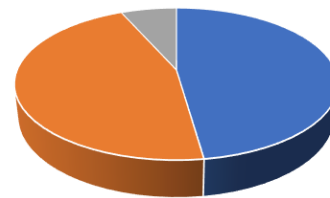
Teachers by Gender/Race



■ White Male ■ Black Male
■ Asian Male ■ White Female
■ Black Female ■ Asian Female

White Male	21.6%
Black Male	9.1%
Asian Male	3.1%
White Female	26.1%
Black Female	36.6%
Asian Female	3.5%
Total	100.0%

Teachers by Race



■ White ■ Black ■ Asian

White	47.7%
Black	45.6%
Asian	6.6%
Total	100.0%